


**SPECIFICATIONS**

**Features/Benefits**

- 1.5 gpm (5.7 L/min) Max Flow @ 80 psi (D460334)
- 1.75 gpm (6.6 L/min) Max Flow @ 80 psi (D460234)
- 2.0 gpm (7.6 L/min) Max Flow @ 80 psi (D460134)
- Single Function Showerhead
- Pressure Manifold™ Technology Maximizes Performance
- Air Injection™ Technology
- Brass Ball Joint with Polymer Shell
- Easy Clean Nozzles



**Available Color/Finishes**

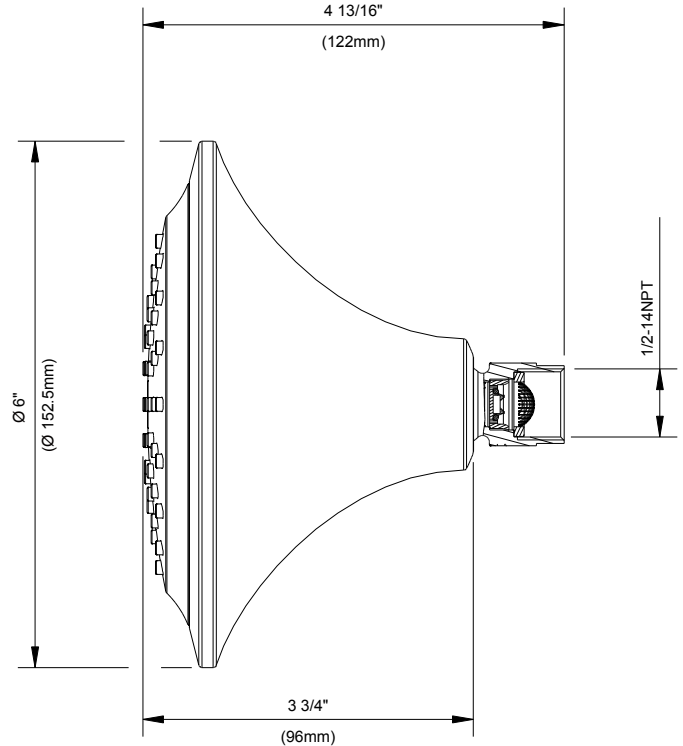
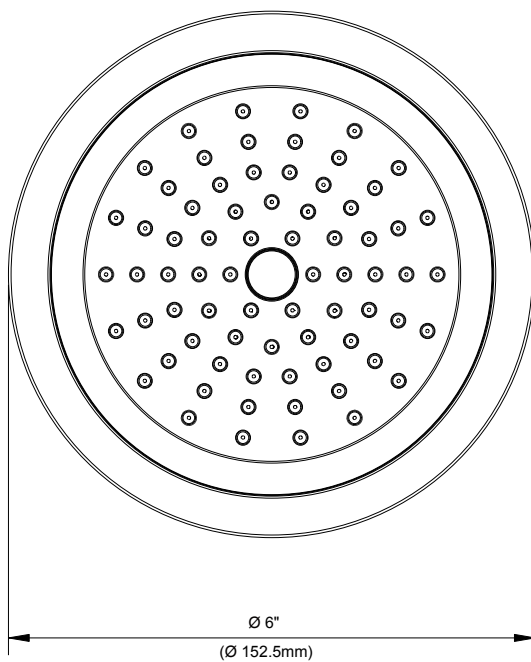
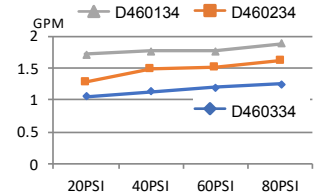
Color	Description
	Chrome

Please see [gerberonline.com](http://gerberonline.com) or current price list for available finishes. Finish is defined by additional suffix.

**Standards & Certifications**



**Flow Rate**



**Submittal Information:**

Name: \_\_\_\_\_  
 Location: \_\_\_\_\_

Contractor: \_\_\_\_\_  
 Contact #: \_\_\_\_\_